

Hydromechanical Grease Management

endura[®]XL **Grease Interceptor**

Engineered
for **Easy**

*Multi-User input was key
in the development of the
Endura XL models*

Taking our product experience, manufacturing and distribution expertise, we blended this with the operational needs of the industry. We worked hard to ensure that whatever your interaction with Endura XL, **Canplas has made Grease Management easy for you!**




XL100
XL150


XL75



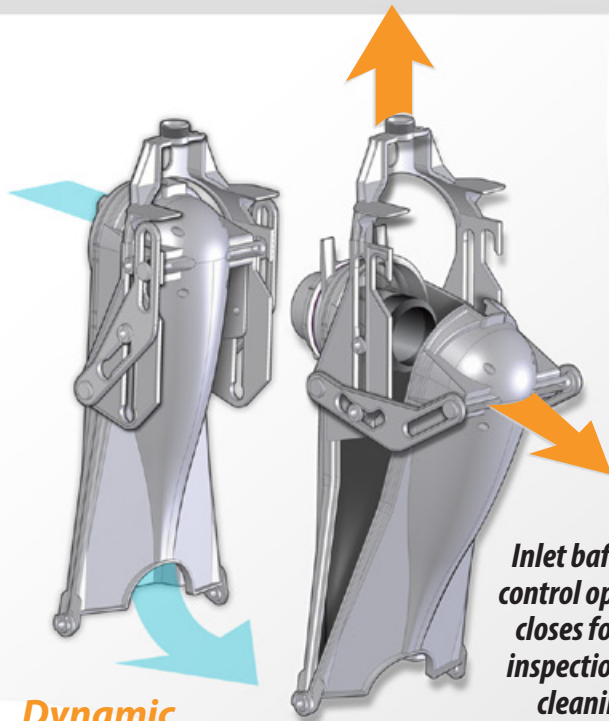
endurainterceptor.com


GREASE MANAGEMENT

Endura[®] XL Grease Interceptor

Building on a **field proven approach** to grease management

For over a decade, Canplas has manufactured some of the highest performing hydromechanical grease interceptors in North America. The Endura line carries a number of international patents and offers solutions from 7gpm through to 150gpm with the addition of the Endura XL models.



Dynamic Inlet Baffle

The Dynamic Inlet Baffle is unique not only to Endura XL but also the industry. The simple pull-push action, opens and closes the baffle providing unrivaled access for inspection and cleaning. The handle can also be extended for deeper below grade installations using regular fittings (supplied with kit) ensuring that accessibility is maintained.

Inlet baffle/flow control opens and closes for easy inspection and cleaning

No Hub or Threaded Connection

Supplied with Internal/Flow Control - External Option

Manual Lifting Points

Molded Tie Down Points

Remote Pump Ready

Balanced Air Environment

Internal Flow Control

Grease Separation Zone

Dynamic Inlet Baffle

Diffuser Ramp

Integrated Flow Control

Like most hydromechanical interceptors Endura XL uses a flow control orifice to manage the waste water entering the unit. Mounted on the front section of the baffle, the internal flow control plate moves away from the inlet pipe giving opportunity for visual inspection and cleaning as required. This action also opens the upstream line to its full diameter, allowing any accumulated debris to pass into the tank, where it can be removed.

For PDI approved installation or where required or preferred by local enforcement Endura XL can also be installed with an external flow control device.

Solids Retention Area

Passing over the ramp, any solids or debris separate by gravity into the defined solids retention area. This significantly reduces the likelihood of grease-laden particles from exiting the interceptor.



CSA B481.1
ASME A112.14.3



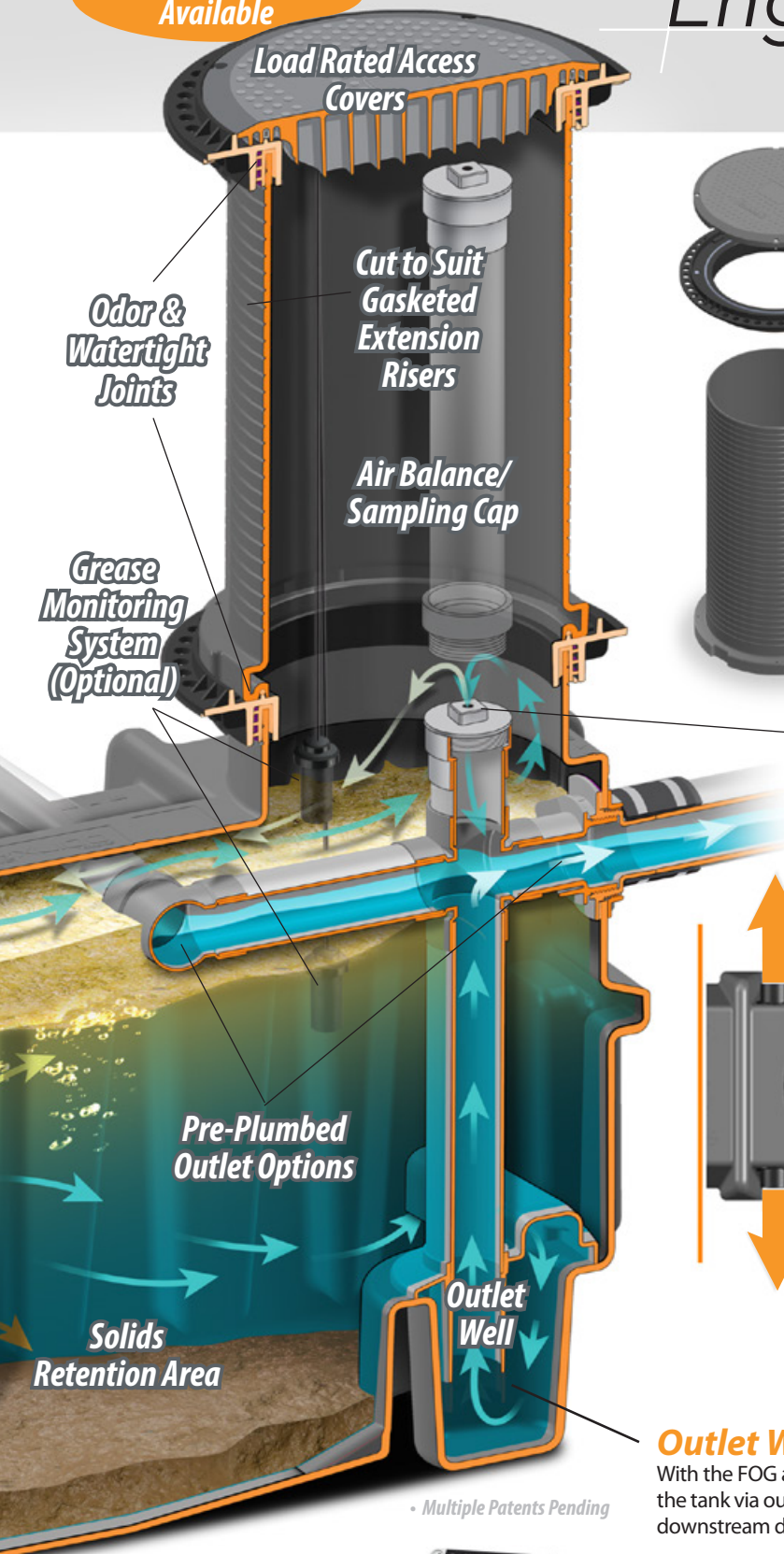
G-101



ES15741
ASME A112.14.3 & CSA B481.1

Pedestrian Covers Available

Engineered for *Easy*



Load Rated Access Covers

The XL access covers use high grade thermoplastic for strength, durability and chemical resistance. The seal is recessed in the cover for security and protection. Endura XL models are supplied as standard with traffic rated access covers, third party evaluated to exceed the maximum design load of AASHTO H20 (16,000 lbs) and CSA B481.0 Type 'S' (proof load 20,000 lbs). Also available Type 'M' access covers (Proof load >4000 lbs) for internal/external pedestrian and light traffic applications.

Riser Extensions

There are often applications where deeper burial of the interceptor is needed. The XL 'Cut to length' riser extension is supplied with an additional frame and interfaces directly with the tank. The original cover is removed and relocated to the top of the extension.

Balanced Air Environment

Endura XL features an internal balanced air environment. This ensures that the air movement necessary for the efficient function of the interceptor and connected drainage system are maintained. This function is also key to air entrapment when flow enters the unit.

Factory Plumbed 3-Way Outlets

Installation throws you a challenge now and again. The Endura XL models feature three pre-plumbed outlet options for straight through, or side outlet drainage connections. Simply choose your most convenient outlet connection and seal the other two with the caps provided.

Integrated Effluent Sampling

With the removal of the cover above the XL outlet system, Access can be made to both the air balance/sampling cap. Removal of the cap provides direct access to the effluent stream for water quality sampling. This feature removes the need for additional downstream sampling ports. (Subject to local requirements)

Outlet Well Features

With the FOG and solids having been effectively separated, the waste water leaves the tank via our uniquely enclosed outlet well, the effluent being discharged to the downstream drain through one of three pre-plumbed tank outlets.

Endura XL Grease Monitoring System

Introducing the Endura® XL Grease Interceptor Monitor and Alarm. This dual function solution monitors the status of the unit and alarms when it is time to schedule maintenance. It also safeguards the food service facility by monitoring for high liquid level events, which may signal a blockage and impending back-up.



What makes Endura XL the interceptor of choice for you? Tell us... feedback@endurainterceptor.com

Endura[®]XL Grease Interceptor

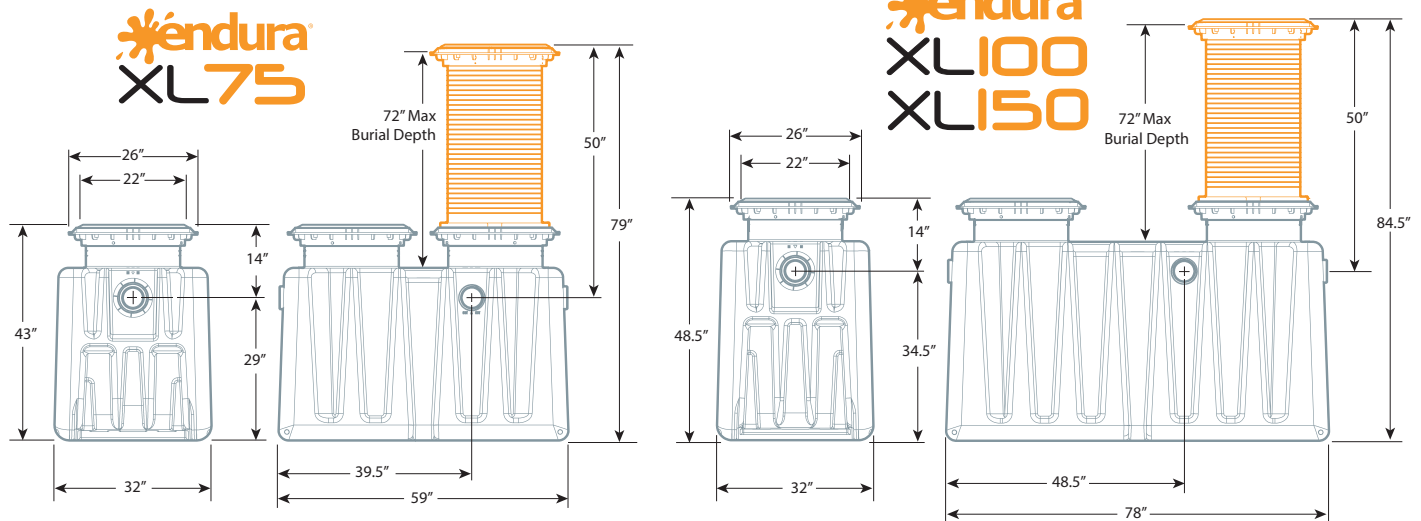
Engineered
for **Easy**



Specifications Made Easy

The Endura series grease interceptors are listed on the ARCAT website that offers a wide variety of tools for the specification community with the most extensive and up to date specification library.

Dimensions:



We reserve the right to make part modifications without prior notice. Drawings for illustrative purposes only. All Dimensions are for illustrative purposes only, temperature will cause some variations.

CAPACITIES	Endura XL 75	Endura XL 100	Endura XL 150
Part Number	4075A04 4075A04M	40100A04 40100A04M	40150A04 40150A04M
US Gallons Per Minute GPM (L/Sec)	75 (4.74)	100 (6.3)	150 (9.5)
Grease Capacity Actual (ASME A112.14.3) † NSF ES 15741	559 lb (253 kg) †	1058 lb (480 kg) †	1097 lb (498 kg)
Average Efficiency% (lbs) (ASME A112.14.3)	97%	98%	96.3%
Operating Temperature Capabilities	160°F (71°C)	160°F (71°C)	160°F (71°C)
Cover Load Rating - CSA B481.0	S 10,000 lb (4536 kg) M 2000 lb (907 kg)	S 10,000 lb (4536 kg) M 2000 lb (907 kg)	S 10,000 lb (4536 kg) M 2000 lb (907 kg)
Unit Weight (Empty)	233 lb (106 kg)	283 lb (128 kg)	283 lb (128 kg)
Liquid Capacity	158 gal (598 L)	257 gal (973 L)	257 gal (973 L)
Connection size (mechanical joint only)	4"	4"	4"

Specification:

MATERIAL

- The body, covers and internal components shall be made of corrosion resistant thermoplastics that can withstand operational temperatures up to 160 degree F. The interceptor body shall be constructed of high density polyethylene.

CONNECTIONS

- Shall be hub mechanical joint PP end connectors or female NPT threaded PP end connectors

DESIGN FEATURES

- Access covers shall be Special duty traffic rated Type 'S' to support 10,000lbs or Medium duty (light vehicular traffic) rated Type 'M' to support 2,000lbs, per CSA B481.0
- Internal features shall be removable or allow access for easy cleaning
- Risers shall allow for below grade installations of 75 – 150 GPM interceptors to be extended to grade, up to a maximum of 72"
- A flow control device with integrated air intake shall be provided with the interceptor for external flow control type installations

EFFICIENCY RATING

- All interceptors shall be rated to an average efficiency per ASME A112.14.3
- The maximum grease capacity of each grease interceptor shall be provided per ASME A112.14.3

MARKINGS

- All interceptors shall be marked with the manufacturers name or trademark, model number, rated flow(s), "inlet" and "outlet", nominal inlet size, applicable standard designations, access cover load classification, efficiency at the minimum grease capacity per ASME A112.14.3, and flow control model number for external flow control type installations

STANDARDS AND LISTING

- Interceptors shall be certified to ASME A112.14.3, Endura XL75 and XL100 models shall be certified to PDI-G101, or CSA B481.1, and have UPC listing

Approvals:



CSA B481.1
ASME A112.14.3



G-101
XL75 and XL100 models



C US
ES15741
ASME A112.14.3 & CSA B481.1

Canplas Industries Ltd.
P.O. Box 1800, 500 Veterans Drive
Barrie, Ontario, Canada L4M 4V3
Tel: (705) 726-3361
1-800-461-5300
Fax: (705) 726-2186

Email: tech-support@endurainterceptor.com

canplas[®]