

duraflo[®]


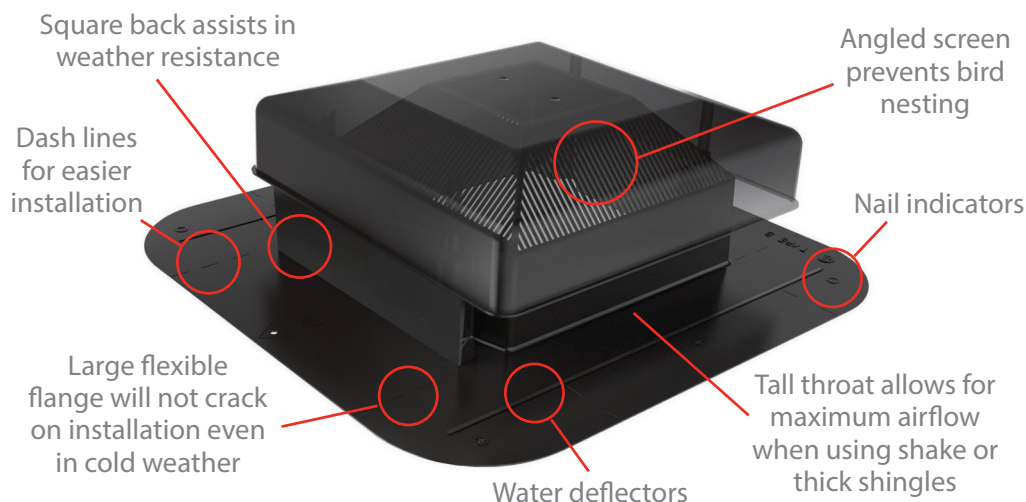
6050T

Tall Roof Vent



The Vent for Shake or Thick Shingles

- 50 sq. in. of net free area
- Available in four colours, Black, Brown, Grey and Weatherwood
- CSA approved
- Designed for the hottest summers and the coldest winters
- Suitable for roof pitches from 3/12 to 12/12
- Cold impact resistant to -40°



Lower water deflector to defend against driving rain on low pitch installations.

www.duraflo.com

Canada: 1-800-461-3361 USA: 1-800-501-5018

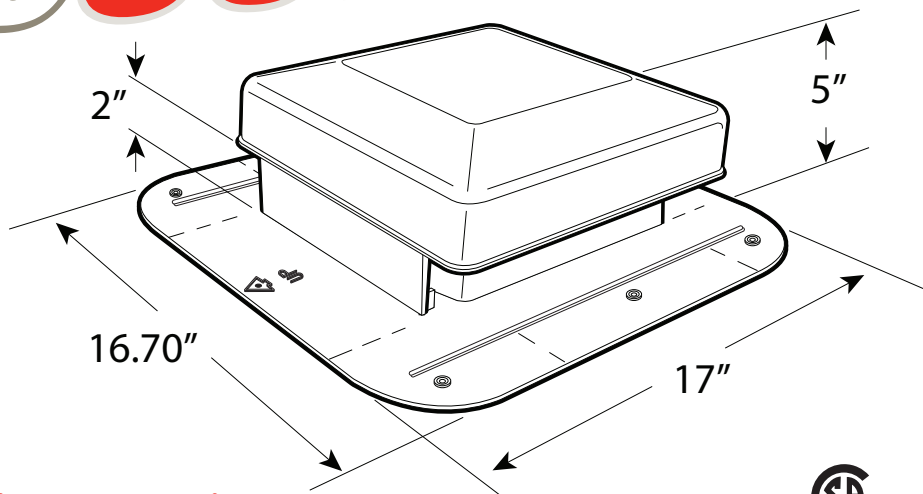
canplas[®]



duraflo

duraflo[®] 6050T

Tall Roof Vent



Installation Instructions:

Step 1: Mark the desired location of all roof vents before cutting holes. Center the holes between the rafters within two feet (24") from the peak of the roof. The hole must be 7.5" square for a 50 square inch vent. Your cuts must be within a quarter-inch of the instructed size.

Step 2: Cut the holes in the sheathing before applying shingles. Shingle up until the first course of shingles covers the bottom of the hole. Cut excess shingles away and install the roof vent using the pre drilled or marked nail holes. The tops of all Duraflo roof vents are marked top for proper installation.

Step 3: The wide flange and molded-in water guards will force the water down the roof over the shingles. The polypropylene flange is large enough and flexible enough to effectively seal itself against the roof without the aid of roofing tars. Petroleum based roofing tars are potentially damaging to the roof vent and asphalt shingles. Use of petroleum based roofing tar will void any warranty on Duraflo Roof Vents. If a secondary sealant is necessary, use an appropriate non-petroleum product, such as silicone. Continue installing shingles, overlapping the flange on the vent. Cut the shingles around the top of the vent to match its shape.

Net Free Area	Description	PART #	Size	CTN. QTY.
50 Sq. In.	Black	6050TBL-	17" x 16.70" x 5"	8
50 Sq. In.	Brown	6050TBR-	17" x 16.70" x 5"	8
50 Sq. In.	Grey	6050TG-	17" x 16.70" x 5"	8
50 Sq. In.	Weatherwood	6050TWW-	17" x 16.70" x 5"	8